

Learn more with this video
go.gov.sg/r16-slpintro

Learning Progress

What is it?

Do you wonder how well you are doing in a subject?

Learning Progress is a feature that allows you to monitor your progress in each subject. It shows how well you have learnt based on marks awarded to the questions you have answered.

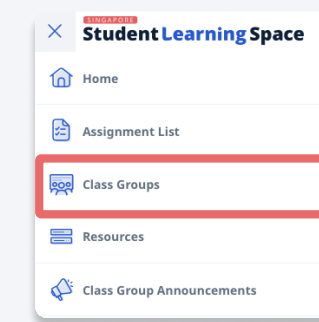


1 Access Learning Progress

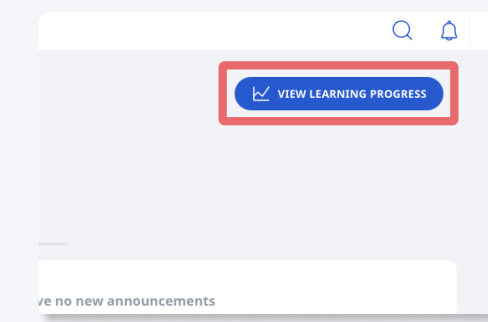
From a Class Group*

OR

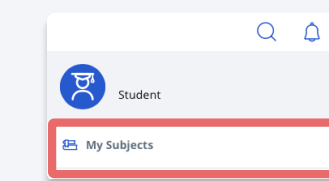
“My Subjects”



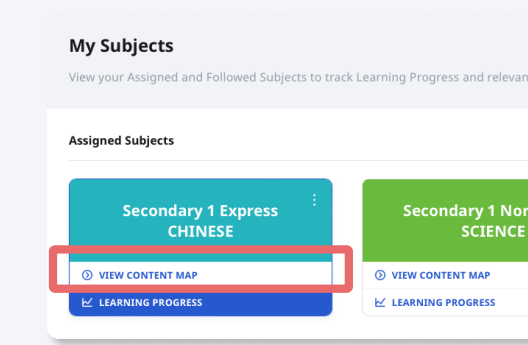
Home > Left Panel



Class Group > Learning Progress



Home > Right Panel



Subject Card > Learning Progress

*If Learning Progress is not available for your Class Group, ask your teacher.

2 View Your Learning Progress

a Select a Class Group or Self-Study

b View Overall Marks

c View your progress by

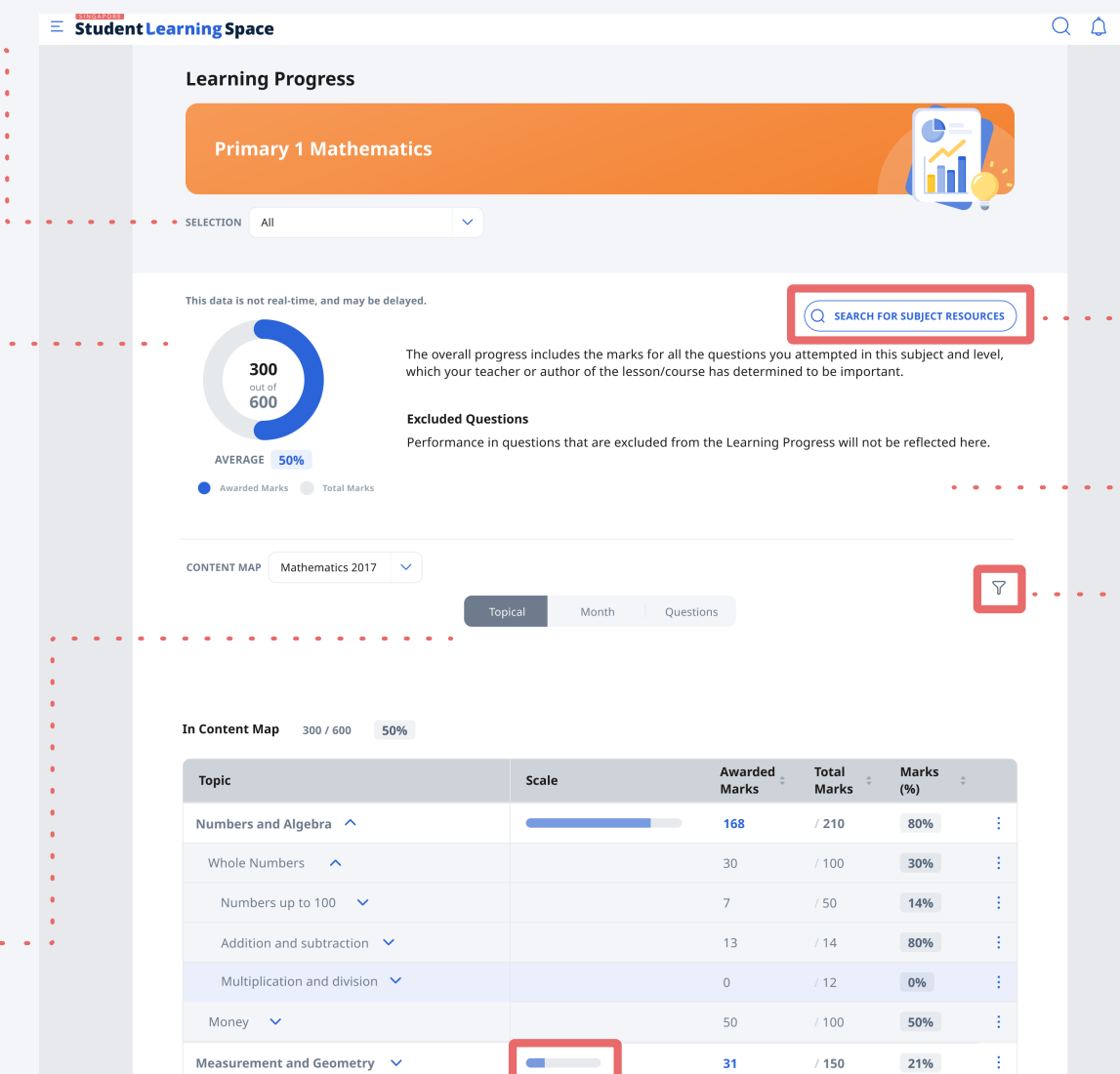
- Topic/ Sub-topic
- Month or
- Questions

d Search for Lessons/Courses through MOE Library

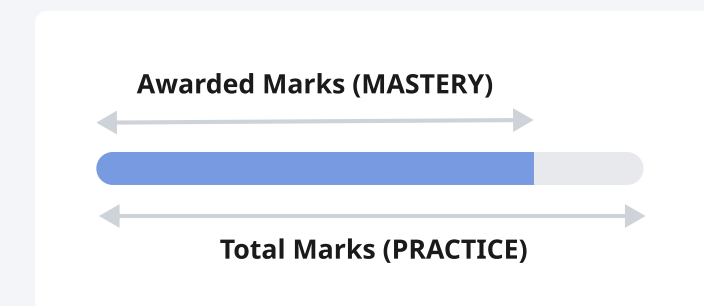
Your teacher/author of the Lesson/Course may decide not to include some questions in Learning Progress. Marks for those questions will not be counted towards the total marks.

e Filter the tables further by topic/sub-topic and month

Awarded marks from all attempted questions out of Total marks from all attempted questions



Scale



If you need to improve your MASTERY, you can ask your teachers for help.

If you need more PRACTICE, you can search the MOE Library for more lessons/courses.

3 Track Your Learning Progress

You can use Learning Progress to check how you are doing for each topic for the subject.

1. **MASTERY:** Your score for each topic (Awarded Marks)
2. **PRACTICE:** How much you have practised for each topic (Total Marks)